M2D7: Examine putative small molecule binders for common features

1. Prelab
2. Quiz
3. SMM Analysis
4. Work on Research Article

Final Mod2 Assignments!



- Research Article (15%)
  - Due 11/11 by 10pm
  - Submitted via Stellar
  - Format in paragraphs
  - Extra Office hours Saturday, 11/7

- Notebook (part of 10% Homework and Notebook)
  - due 10/30 at 10p via email to Aimee

M2D1

- Blog (part of 5% Participation)
  - due 11/12 at 10p via Blogspot

Overview of Mod2 experiments

Research goal: Identify small molecules that bind to the PF3D7_1351100 protein in *Plasmodium falciparum* using small-molecule microarray

What are our binding results?

How can we expand on these results?

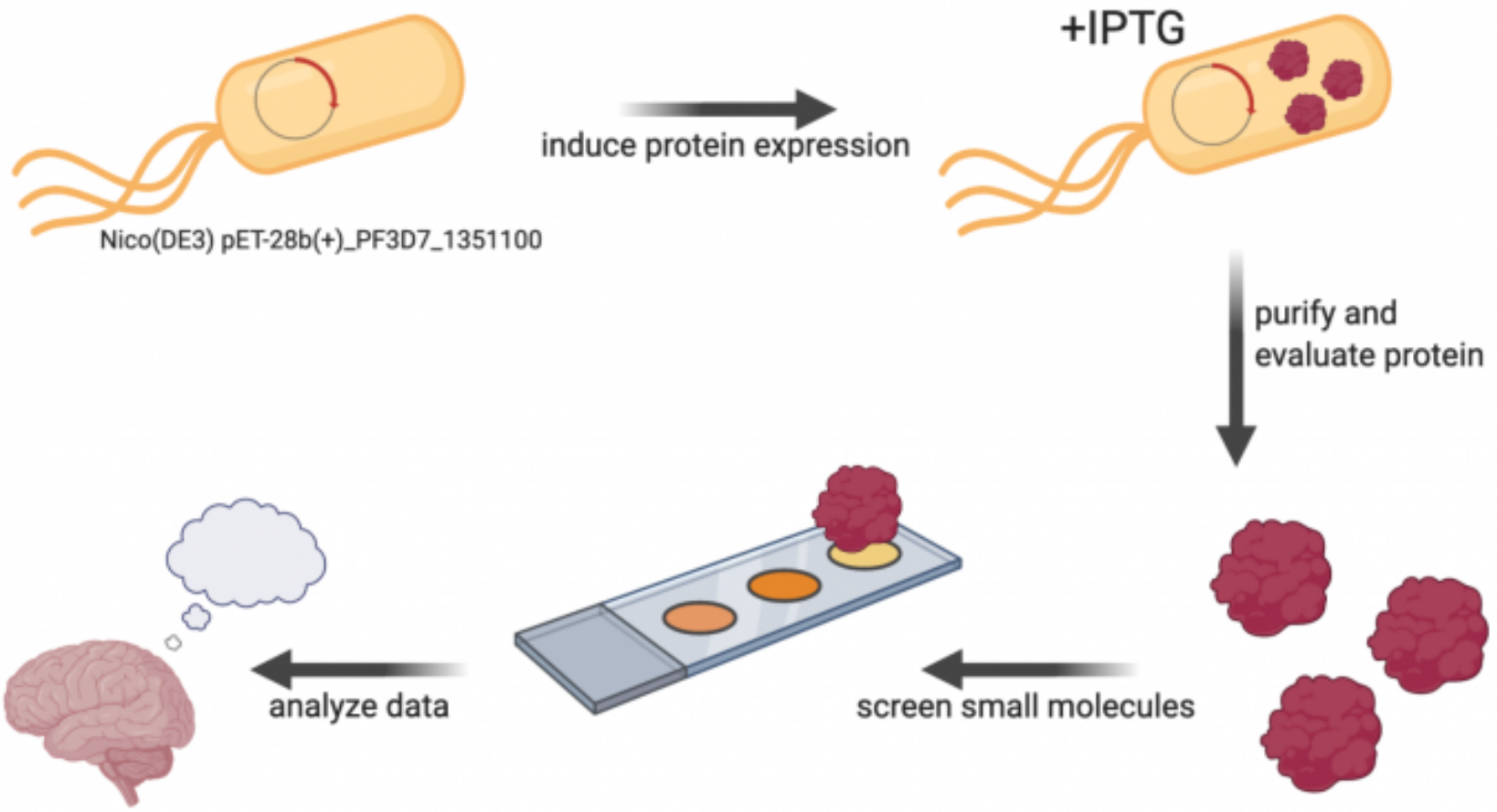

Examine binders to identify common structures

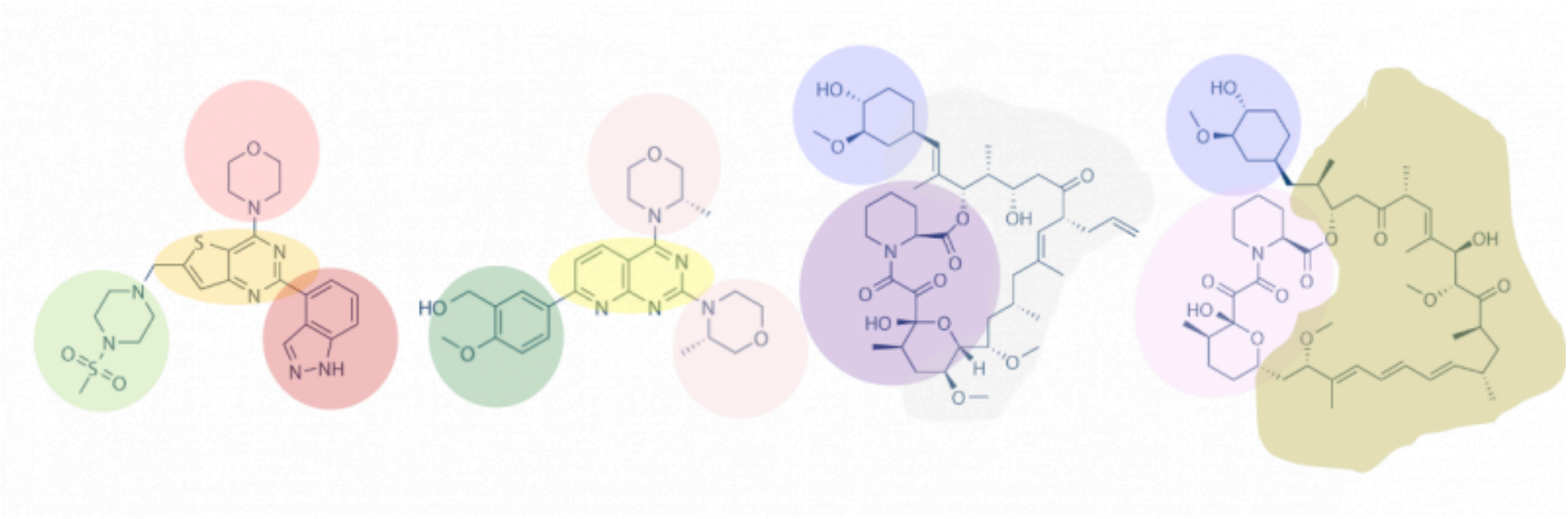

- Manuscript writing allows for data interpretation

- Be careful not to overinterpret
  - Reviewers will reject a paper where conclusions aren’t considered justified

Jupyter notebook methods

Incorporate into SMM methods, i.e.

- SMM data was analyzed using a Jupyter notebook (version 6.1.1) and code written by Rob Wilson (Koehler Lab, MIT)…

Notes on the Research Article

Abstract:	10%
Introduction:	10%
Methods:	20%
Results:	50%
Discussion:	10%

<u>What figures do you want to include?</u>

- Tell a cohesive story
  - Don’t forget the hourglass narrative!

- Don’t forget to address all data you present

For today…

- Finish SMM Analysis
  - Examine putative binders for common structures
  - Work on future experiments

- Finish lab notebook for Mod2

For M3D1…

- Review Overview of Mod 3 and Introduction to M3D1