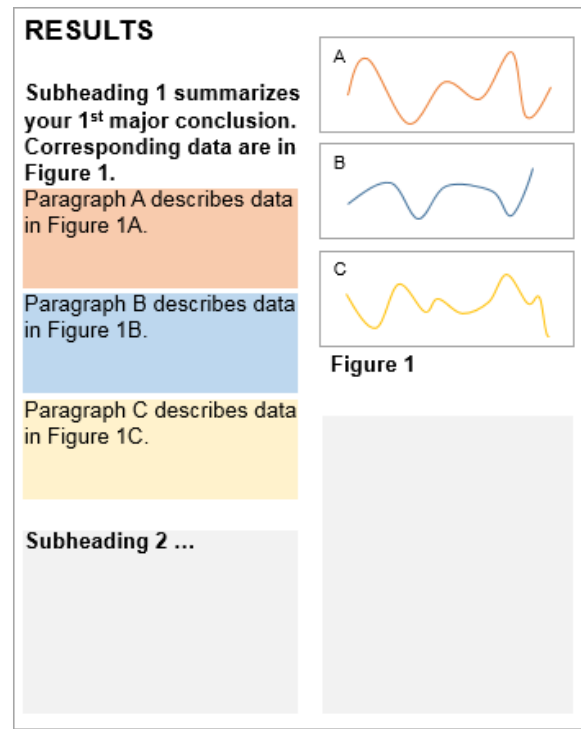



Research Manuscripts

20.109 Communication Workshop 5



Today's agenda:



Intro to structuring a research manuscript

[Resources for structuring your research article on wiki](#)

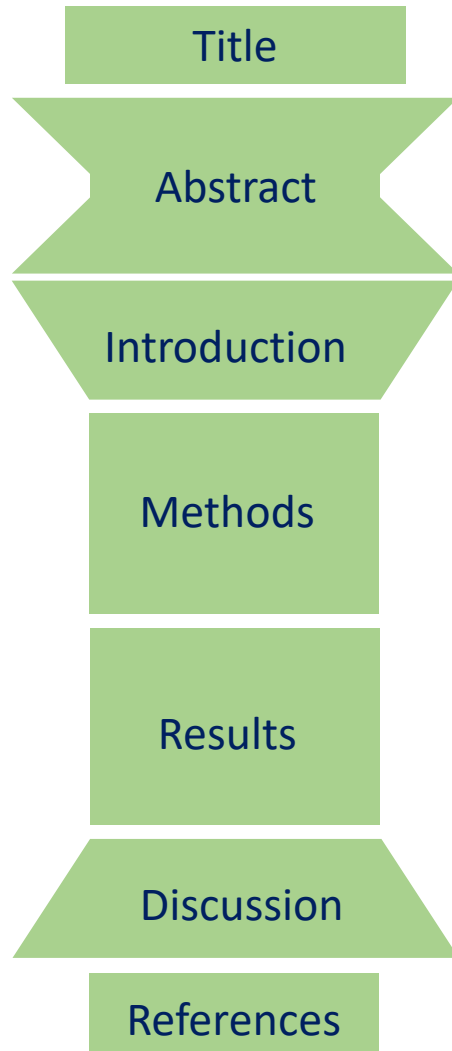
Work session: draft a data-to-story framework

[Leave with overall narrative and structure for your research article](#)

Build on framework to flesh out research article

[Complete your draft following the logic you develop today](#)

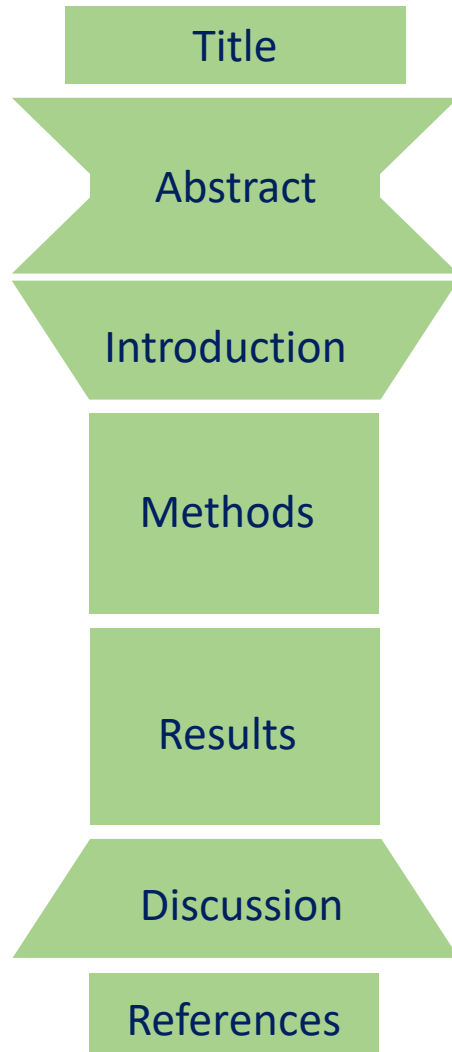
Discuss | In what order do you...



...**read** a paper?

...**write** a paper?

We recommend writing in this order



1. Figures + Captions
2. Results
3. Discussion
4. Introduction
5. Abstract
6. Title

Methods?

Your data acts to support an overall storyline

Rearrange until you've created a **logical series** of data.

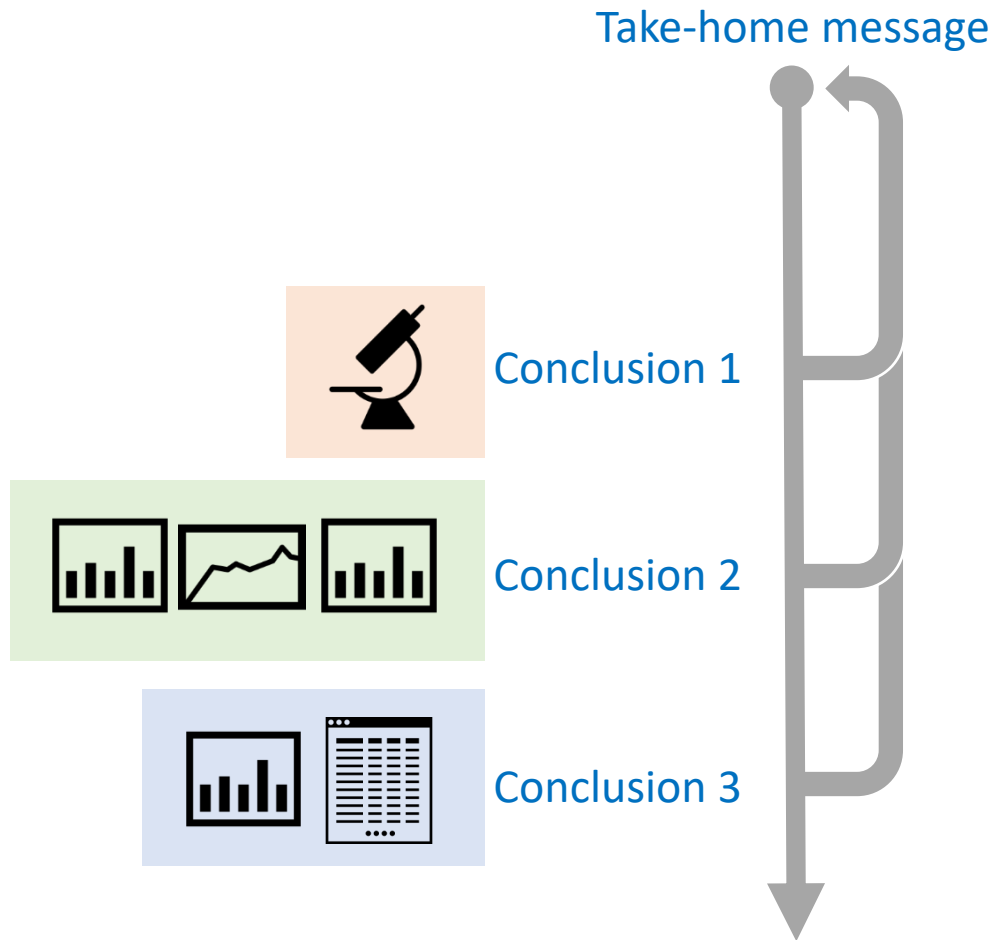


Identify **modules** that correspond to **conclusions**.



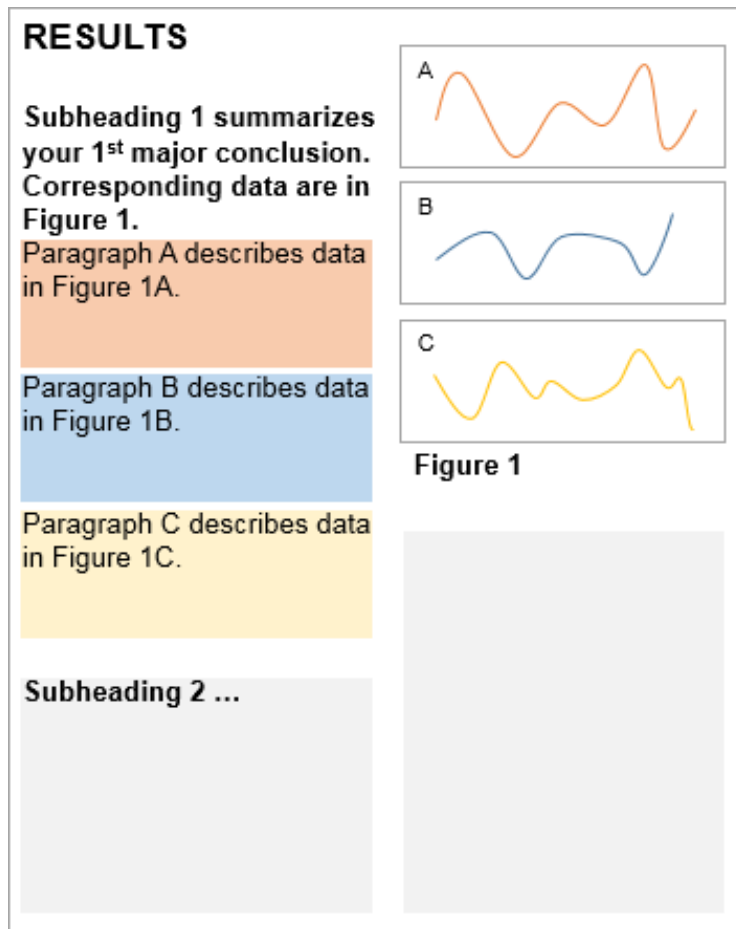
Organize figures as steps within your storyline

Identify **modules** that correspond to **conclusions**.



Parallelism: content goes in same order

Data | Methods | Results | Discussion



Parallel organization, varying scope:

Methods: Most technical detail

Results: Motivation for key methods you used; high-level summary of methods used to obtain results

Figure captions: high-level description of methods used

Redundancy in your paper helps your reader find the information they need

General Background	Something everyone in your audience cares about	Introduction – beginning
Specific Background	Zoom in from general background to the thing you did	Introduction – beginning
Knowledge Gap / Unknown	Question that will be answered by your research; problem or phenomenon that is not understood	Introduction – end
Here We Show	Conclusion, answer to the unknown	Introduction – end Results – end Discussion – beginning
Results	Brief summary of approach + very high-level results. <i>Common pitfall = excessive detail</i>	Introduction (high level) Results Methods
Implication / Significance	So what? What do your results mean for the thing everyone cares about?	Discussion

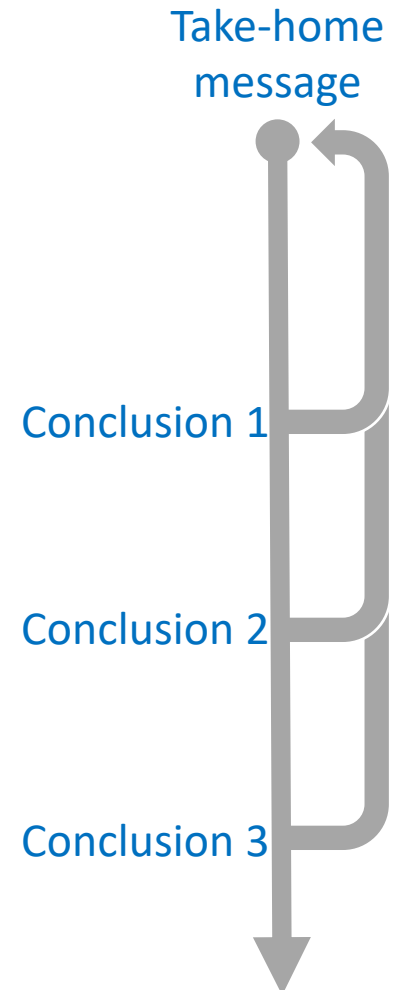
ACTIVITY – remainder of workshop

Arrange your data into a logical narrative for the research manuscript

For each data figure, outline the following:

- what is the **take-home message**?
- what are 1-2 data points that support this message in your figure?
- how does this message connect to the overall story?
 - how was it motivated by previous result
 - how does it motivate next result

Ask instructors for feedback at any point!



Revising is **essential**

- **Do not** try to write this paper all at once.
- **Outline, pause, draft**, set aside for a few days
- When you get stuck: write topic sentences, work on the next section, look at examples
- Get feedback:
peers, instructors, Comm Lab Fellows!

Acknowledgements

- Chiara Ricci-Tam, Ph.D.
- Sean Clarke, Ph.D.
- Prerna Bhargava, Ph.D.
- Diana Chien, Ph.D.

